




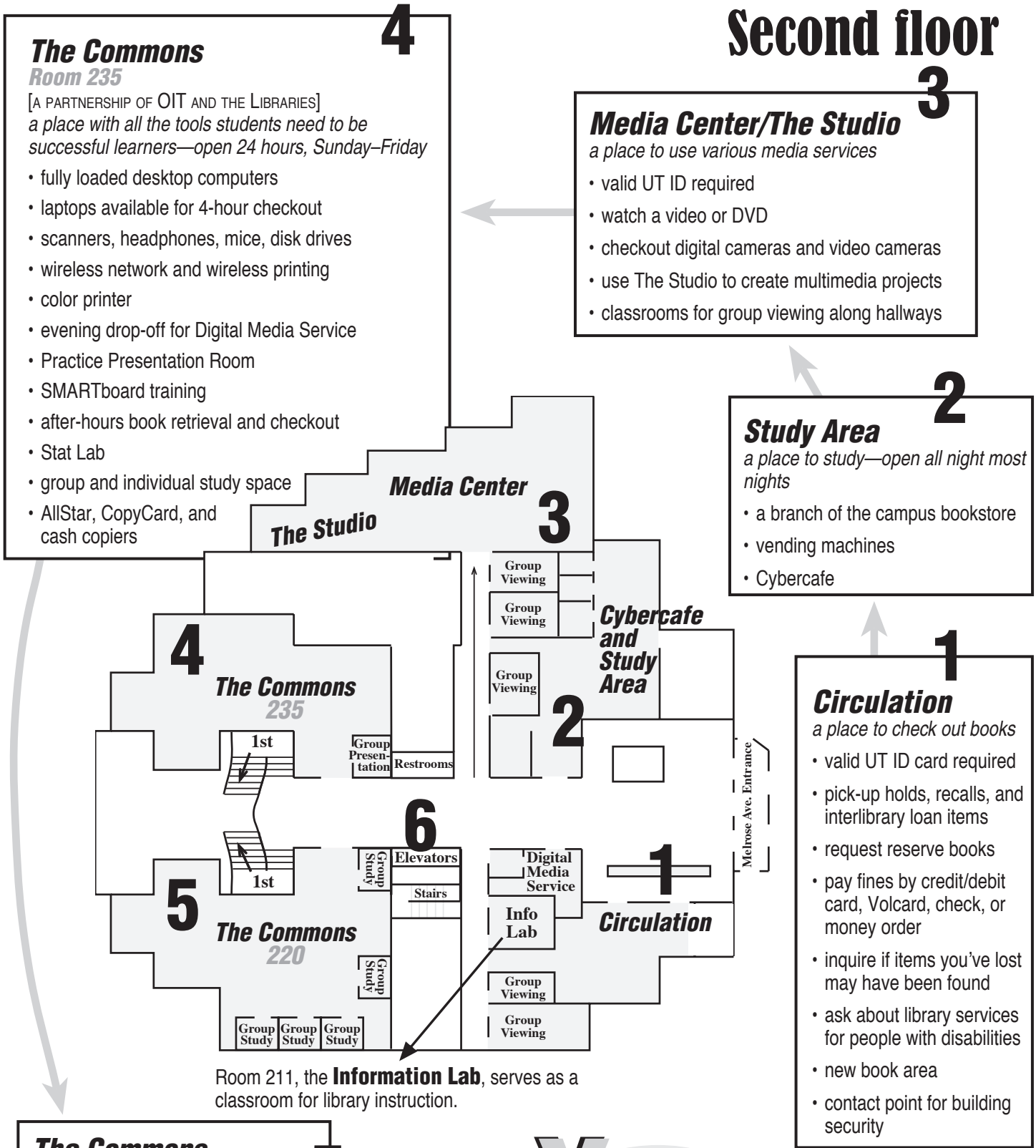


# A Self-Guided Walking Tour of Hodges Library

Begins at the Melrose Avenue entrance (second floor)



# Second floor



Room 211, the **Information Lab**, serves as a classroom for library instruction.

## **The Commons**

### **Room 235**

[A PARTNERSHIP OF OIT AND THE LIBRARIES]

a place with all the tools students need to be successful learners—open 24 hours, Sunday–Friday

- fully loaded desktop computers
- laptops available for 4-hour checkout
- scanners, headphones, mice, disk drives
- wireless network and wireless printing
- color printer
- evening drop-off for Digital Media Service
- Practice Presentation Room
- SMARTboard training
- after-hours book retrieval and checkout
- Stat Lab
- group and individual study space
- AllStar, CopyCard, and cash copiers

## **Media Center/The Studio**

a place to use various media services

- valid UT ID required
- watch a video or DVD
- checkout digital cameras and video cameras
- use The Studio to create multimedia projects
- classrooms for group viewing along hallways

## **Study Area**

a place to study—open all night most nights

- a branch of the campus bookstore
- vending machines
- Cybercafe

## **Circulation**

a place to check out books

- valid UT ID card required
- pick-up holds, recalls, and interlibrary loan items
- request reserve books
- pay fines by credit/debit card, Volcard, check, or money order
- inquire if items you've lost may have been found
- ask about library services for people with disabilities
- new book area
- contact point for building security

## **The Commons**

### **Room 220**

- library assistance
- OIT HelpDesk
- OIT student computer repair
- 5 group study rooms
- evening Writing Center
- fully loaded desktop computers
- wireless network
- group and individual study space

**X Start here**

**6** Take the stairs or elevator to the **first floor**

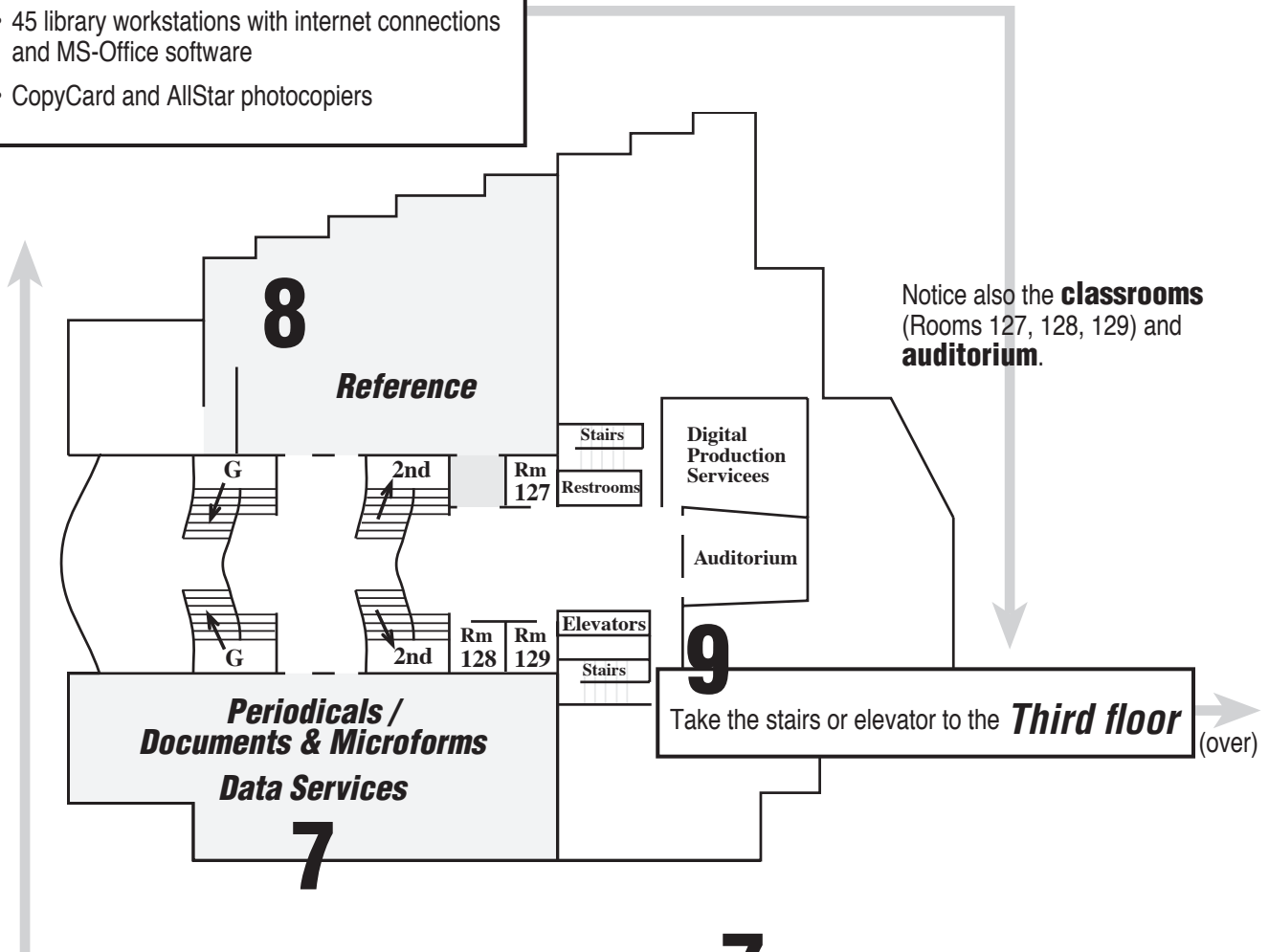
(over)

# First floor

## 8 Reference

*a place to consult with a reference librarian on your research*

- walk-up reference services
- a collection of non-circulating print materials for beginning research: encyclopedias, directories, hand-books, dictionaries, atlases, etc.
- a place to schedule a consultation with a subject specialist librarian
- 45 library workstations with internet connections and MS-Office software
- CopyCard and AllStar photocopiers

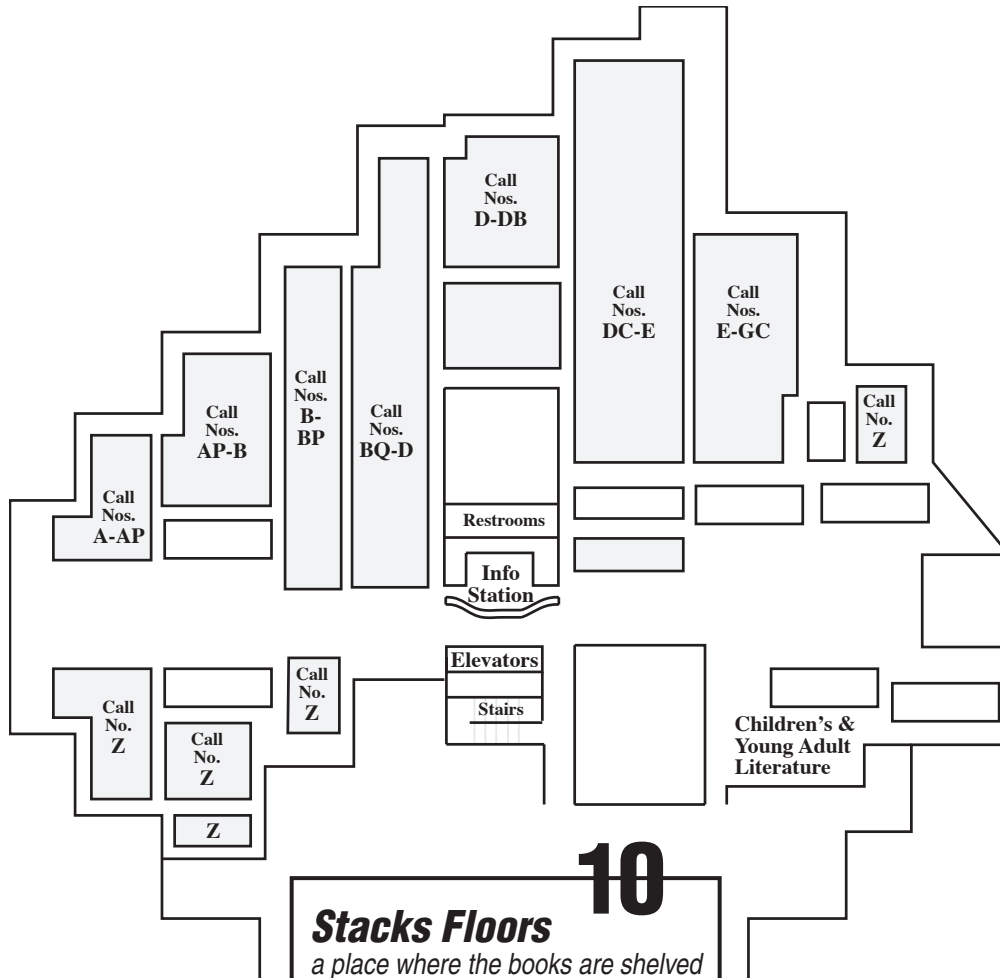


## 7 Periodicals / Documents & Microforms Data Services

*a place to find current issues of periodicals, data resources and government publications*

- assistance with periodicals, data resources, and government publications
- current periodicals shelved by call number
- Tennessee State Documents collection
- wide range of research sets and back issues of periodicals and newspapers on microfilm and microfiche
- copiers and microform readers and printers
- quiet study area

# Third floor



**Stacks Floors**  
*a place where the books are shelved*

- floors 3-6 house books and bound periodicals that you may check out
- shelved by call number with maps available to guide you
- designated quiet study areas
- Children's & Young Adult Literature Collection on 3rd floor

At the **Information Station:**  
 photocopiers, computers, intercom to Circulation, stacks locator guides and maps

**Call Number Locations:**

- 3rd floor – A-GC; Z
- 4th floor – GD-PR
- 5th floor – PS-S
- 6th floor – T-V; Thesis